



SYRACUSE ARCHITECTURE

RECENT GRADUATE SURVEY : CLASS OF 2013

BY : CAREER SERVICES
CONNIE CALDWELL - DIRECTOR
MARIEL MORA LLORENS - B ARCH 2016

Syracuse University School of Architecture Recent Graduate Class of 2013

About this Report

Terminology

You will note that we report salaries as a "median". A median is not the same as an "average" or a "mean". A mean may be pulled low or high by extreme data. Instead, median is the mid-point of all salaries reported. In other words, 1/2 the respondents earn less money, 1/2 earn more money than the median. We also report the minimum and maximum salaries so that you know the full range.

Sample Size

Every survey has limitations in methodology, and the conclusions we draw must consider these. Our sample includes only SU alumni/ae who have graduated December 2012, May 2013 or August 2013 so we will not claim that these numbers are true for all recent graduates. We have 63 complete responses from a total graduation class of 126. All data was collected through a web-based survey Fall 2013.

Confidentiality

In order to protect confidentiality, we are only reporting information when four (4) or more alumni/ae responded from the same location.

Advice for using this report

Find yourself in each of the many tables/reports in order to get the WHOLE picture. Just seeing the median salary for your location is not enough ---- pull out all of the numbers related to you to get balanced information. Details about your gender, location, title, degree and overtime policy are all part of a question like "What's the average salary for Boston?" This survey will allow you to compare your compensation in terms of several individual attributes.

Accuracy

You will note that, in some tables, the total percentages do not add up to 100%. This is a result of insufficient data rather than a reporting omission.

Skipped Question

When totals do not total 63, this means that the question was skipped. For example: If the responder is unemployed, that person would skip questions about salary and benefits.

Acknowledgements

Many thanks to the School of Architecture for its continuing support of Career Services, and to students and alumni/ae who have been generous with feedback and suggestions. This project is not possible without the talent and time of Mariel Mora Llorens. And none of this would be possible without the outstanding Syracuse Architecture alums who were willing to commit time to this survey.

Questions?

If you have any questions about the results or the methodology, please contact Connie Caldwell, director of career services, cbcaldwe@syr.edu or 315-443-4937.

Table of Contents:

Current Employment

Report 1: Employment Status _____	2
Report 2: Interview Connection _____	3
Report 3: Professional Fields _____	4
Report 4: Job Title _____	5
Report 5: Primary Work Responsibilities _____	6
Report 6: Length of Employment _____	7

Salary

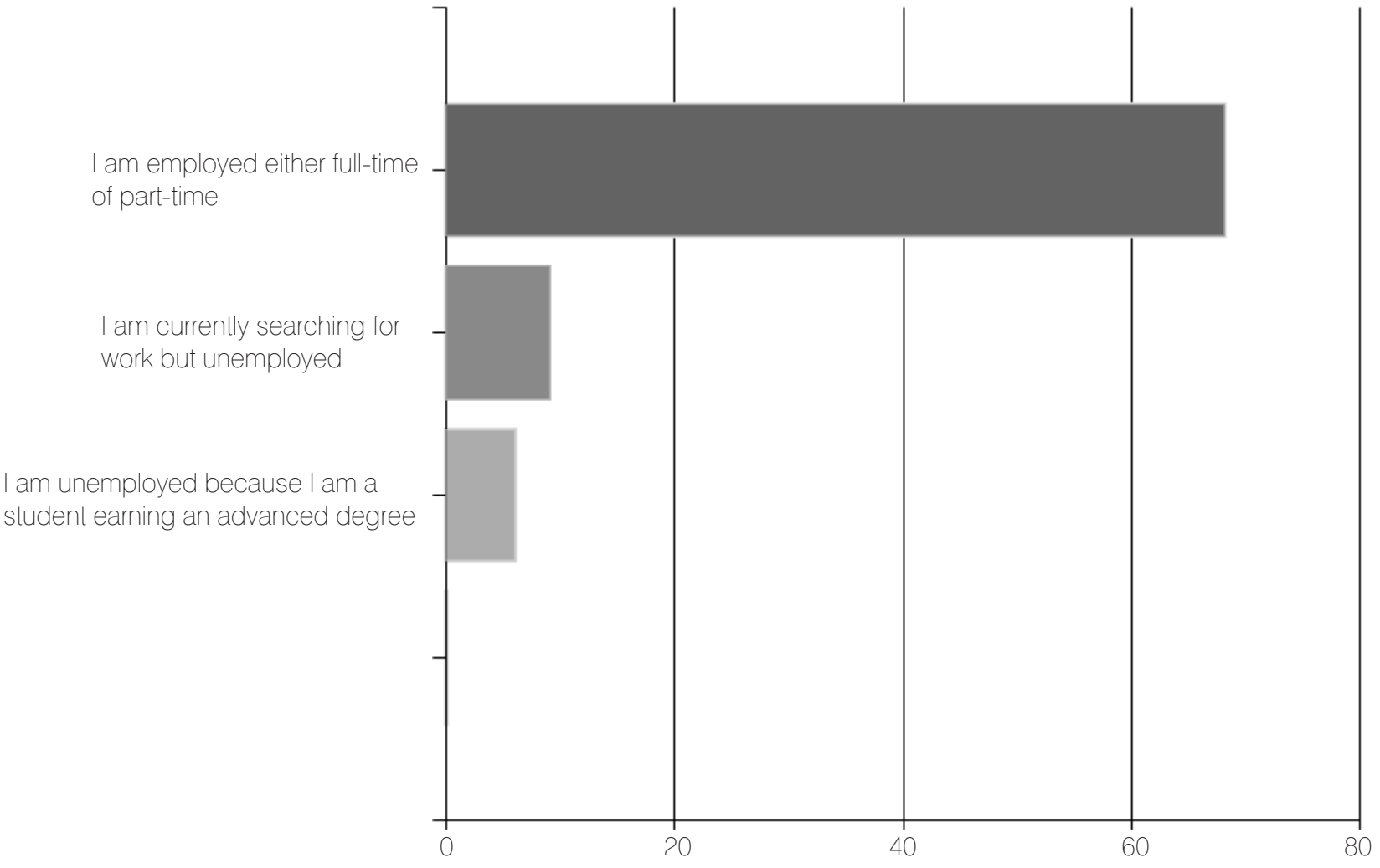
Report 7: Full-Time or Part-Time _____	8
Report 8: Full-Time Salary _____	9
Report 9: 'Freelance' or 'Side' Work _____	10
Report 10: Overtime Work Compensation _____	11
Report 11: Salary by Location _____	12
Report 12: Salary by Title _____	12
Report 13: Salary by Gender _____	13
Report 14: Salary by Degree _____	13

Demographics

Report 15: Office Location _____	14
Report 16: Degree _____	15
Report 17: Licensure _____	16
Report 18: Professional Affiliations _____	16
Report 19: LinkedIn _____	16

Current Employment

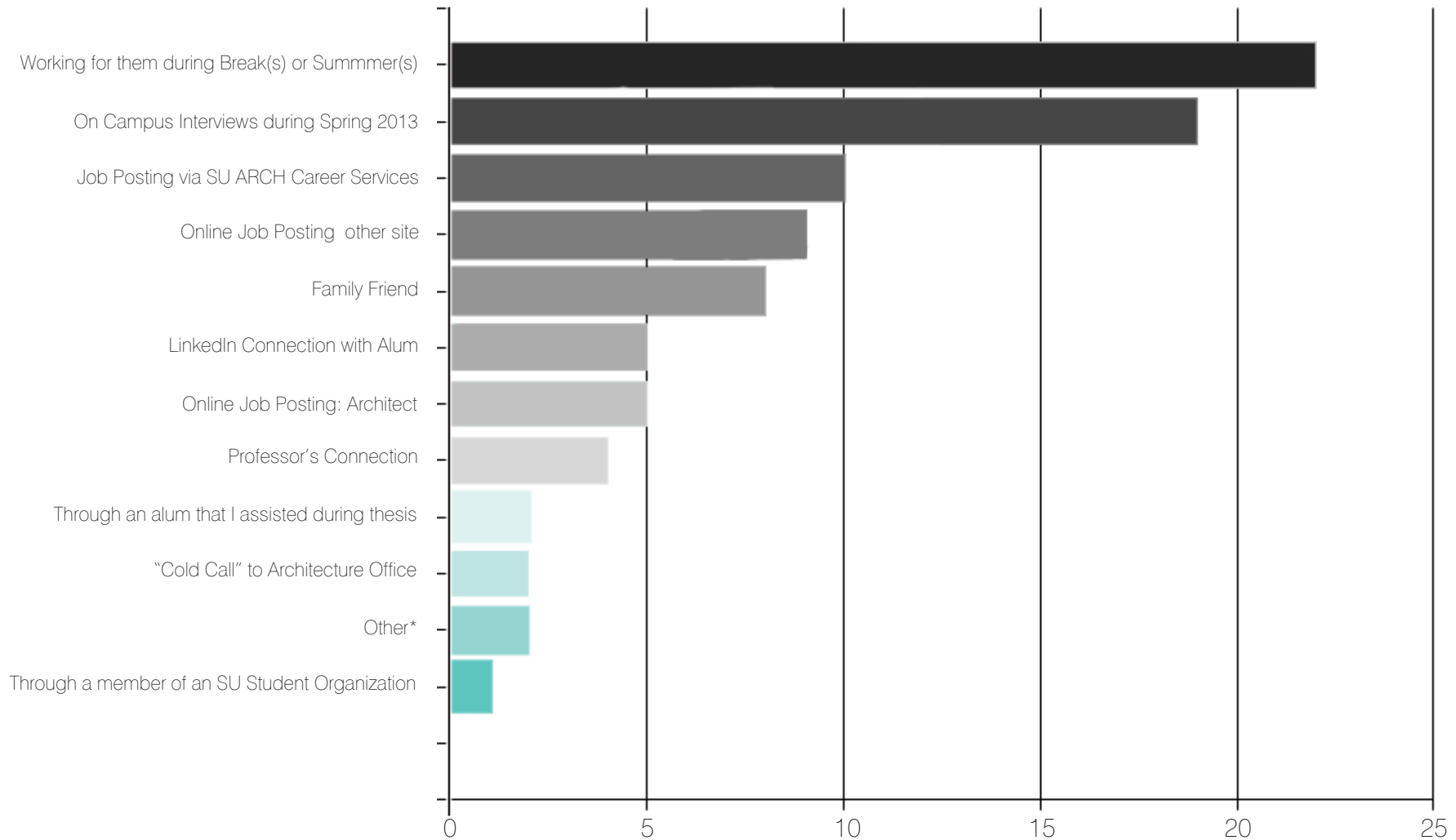
Current Employment Status



Current Employment

Interview Connection

If employed, how did you make a connection with the employer in order to gain the interview? Check all that apply.

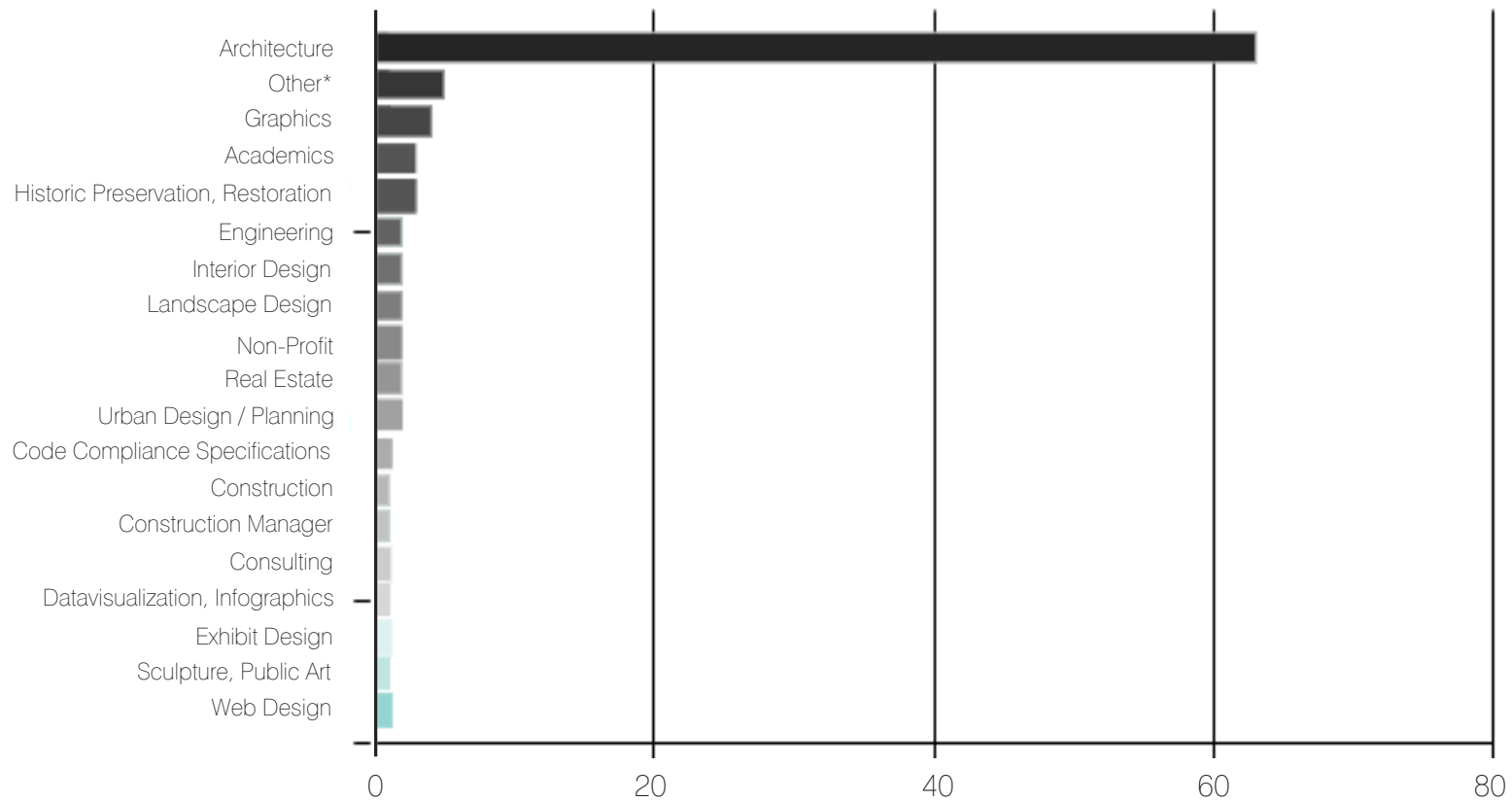


*Other: Firm's website: 5 responses, AIA New York: 2 responses, Contacting by email: 2 responses, Craigslist.com, Architizer.com, Non-Architecture SU friend, Cousin who is a developer doing work with my firm

Current Employment

Professional Field

In which of the following professional field(s) do you work? Check all that apply.

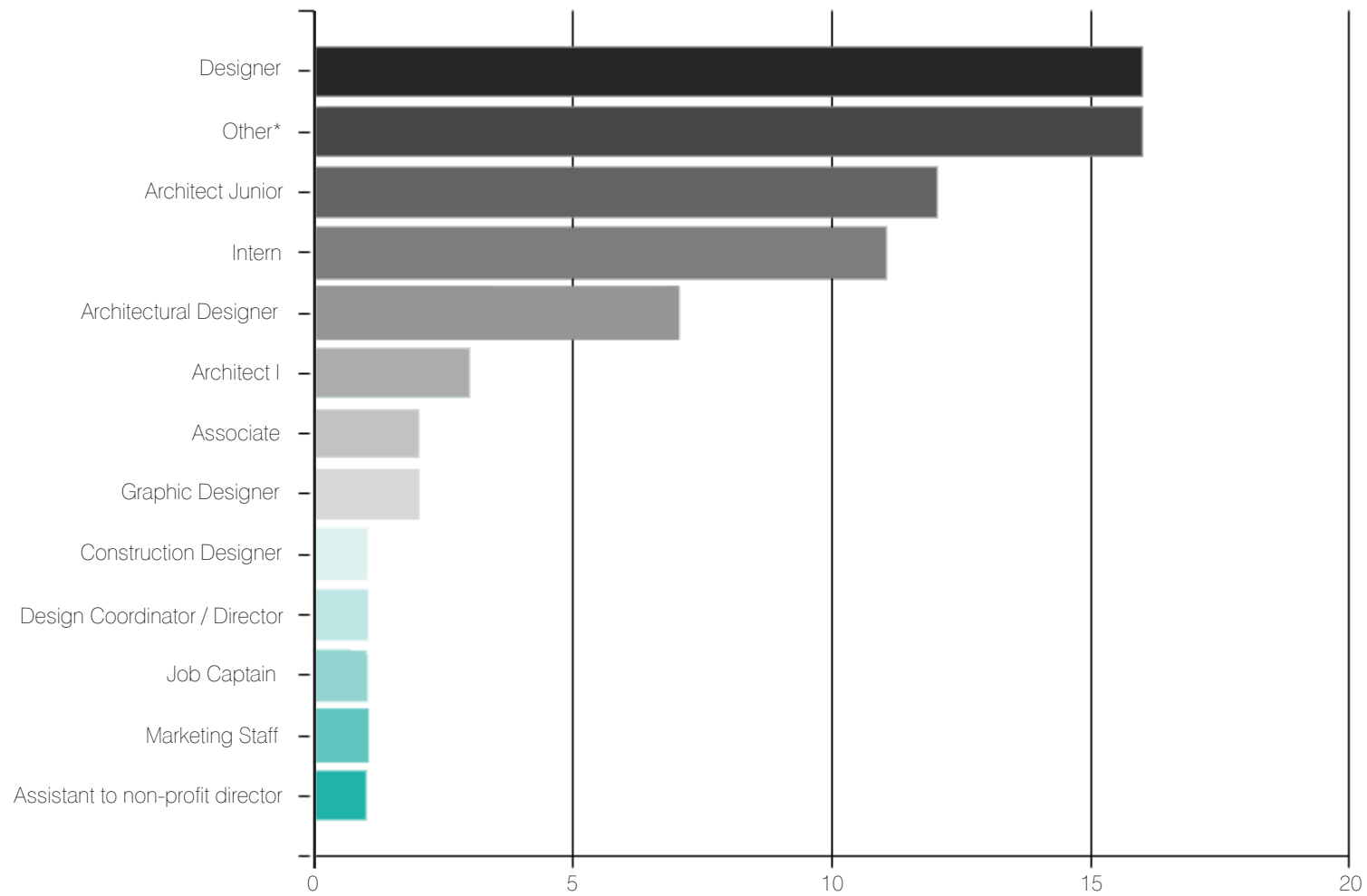


*Other: Sustainable building, Audio/Visual Design

Current Employment

Job Title

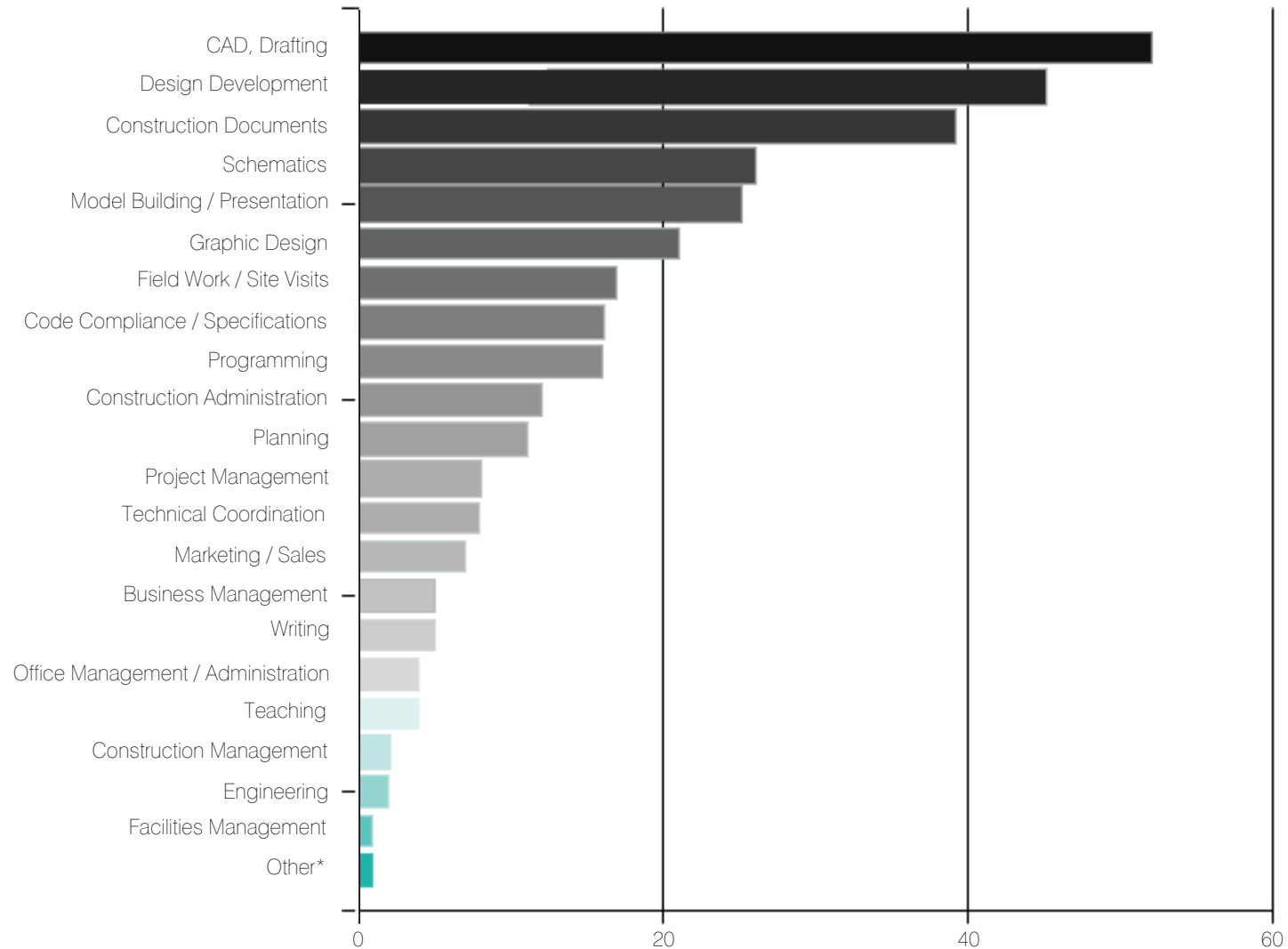
What is your title for the position that is your major source of income? Please select the most appropriate title.



*Other: Architectural Intern: 3 responses, Architectural Technician: 3 responses, Graduate Intern, Staff Architect, Freelance, Junior Designer

Current Employment Primary Work Responsibilities

Please identify your primary work responsibilities. Check all that apply.

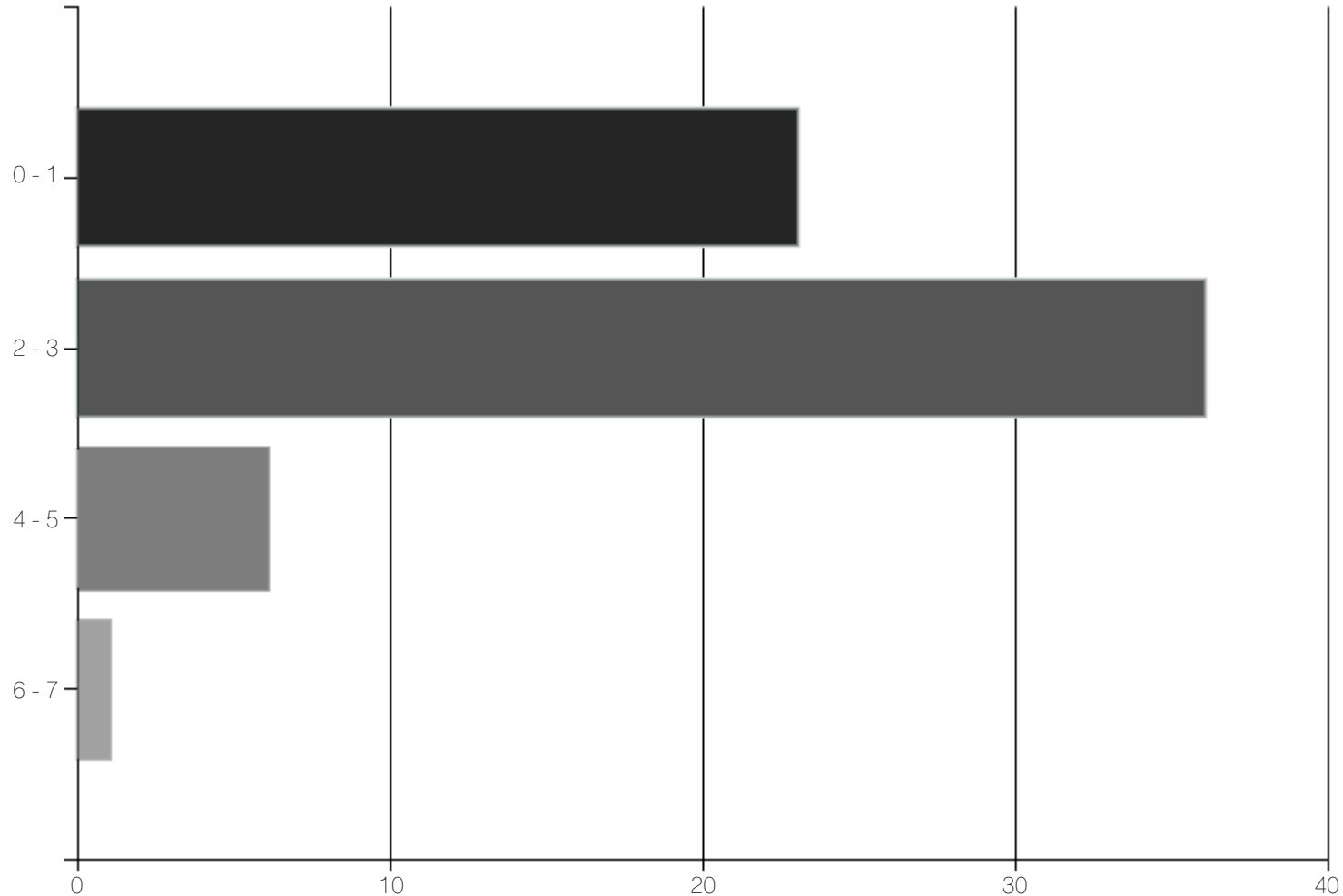


*Other: Rendering, Management

Current Employment

Length of Employment

How many months have you been employed permanently in your CURRENT position, not including hours working before your graduation?

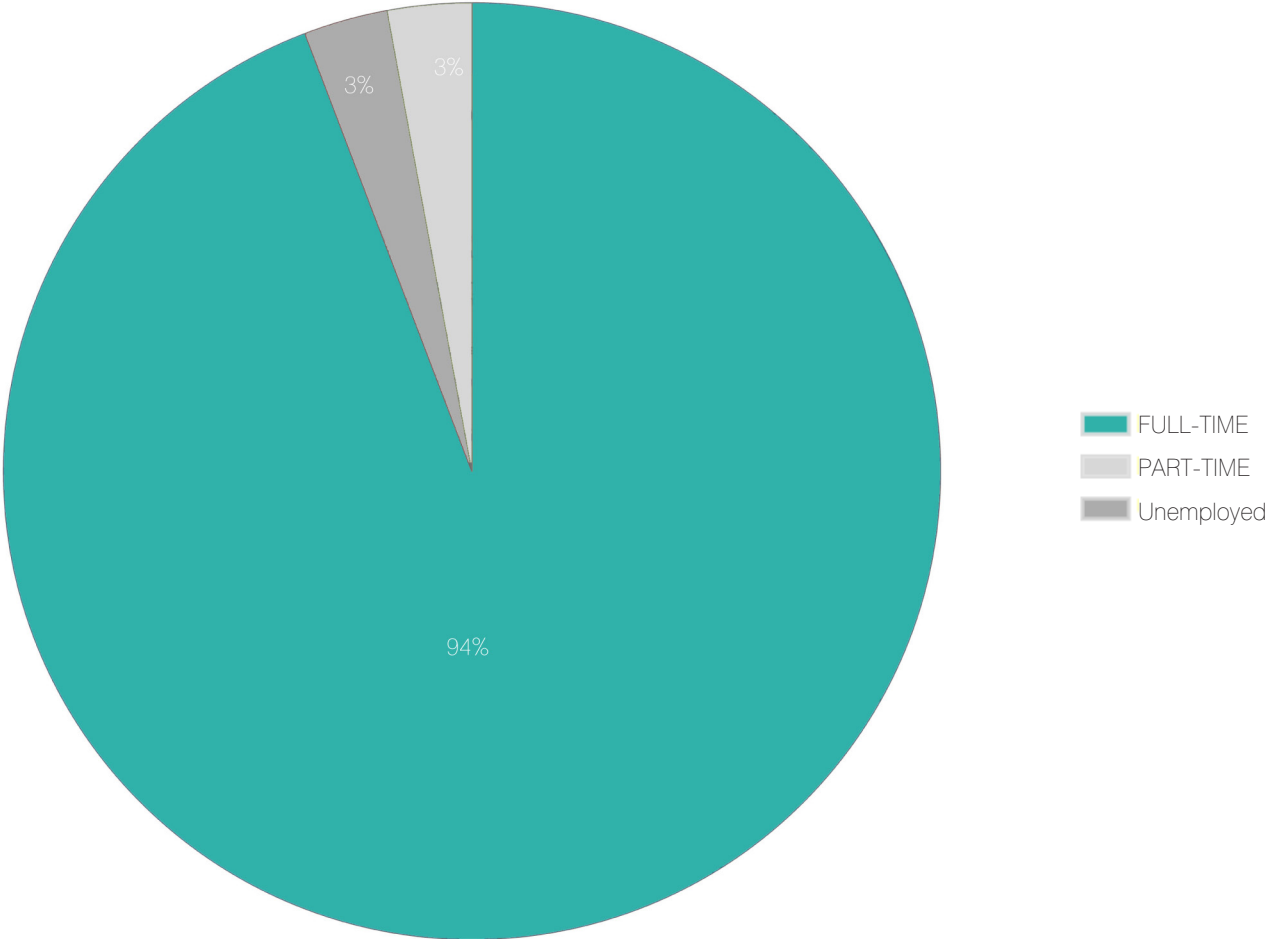


*data collected on September 2013
6 respondents graduated 9 months before data collection
56 respondents graduated 4 months before data collection
1 respondent graduated 1 month before data collection

Salary

Full-Time & Part-Time

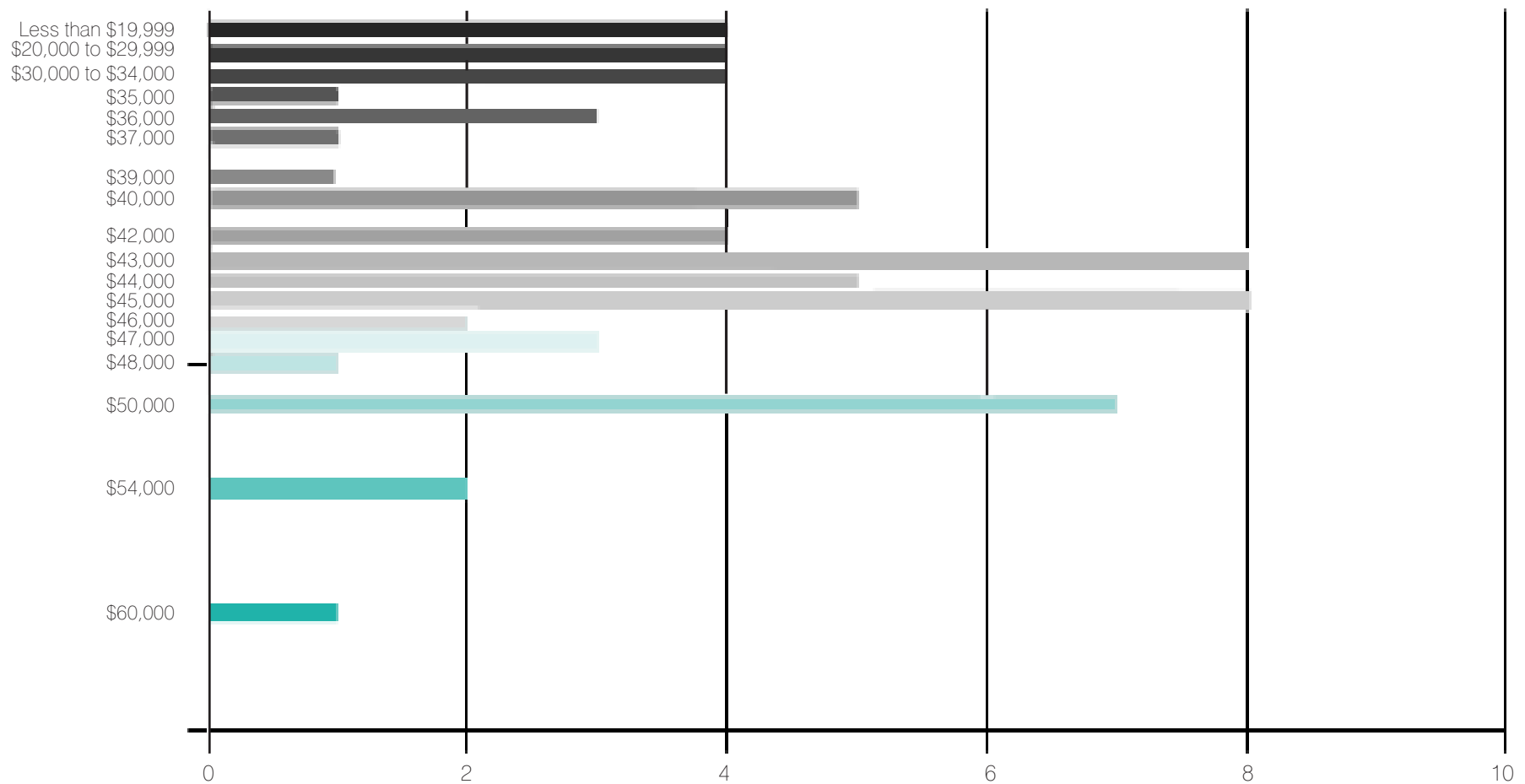
Do you work FULL-TIME (30 or more hours) or PART-TIME (29 or less hours)?



Salary

Full-Time

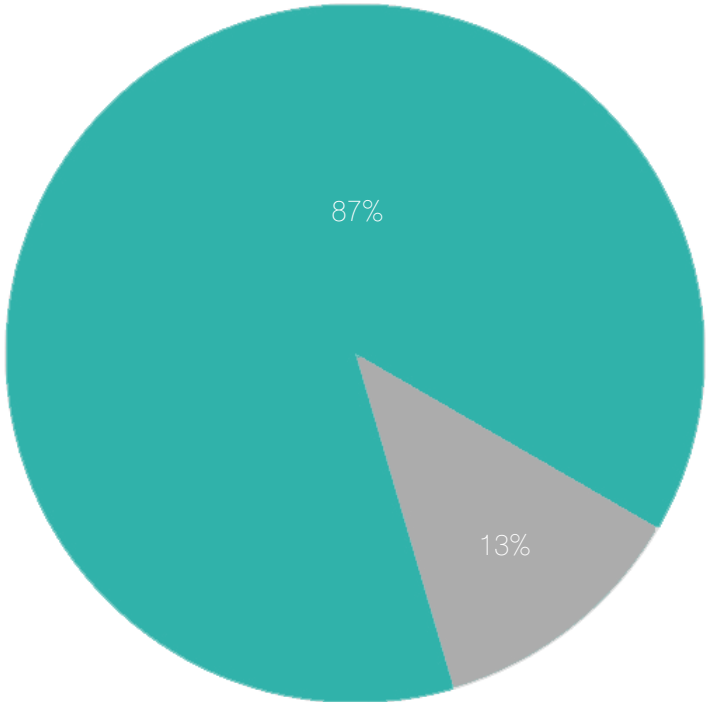
FULL TIME Please provide your GROSS annual salary, NOT including overtime and bonus/profit sharing. If you are paid hourly, please multiply your hourly rate by 2,080 to calculate your annual salary. Do not subtract the amount you paid in taxes or any deductions listed on your tax return. Round to nearest dollar (+ / -\$500.00).



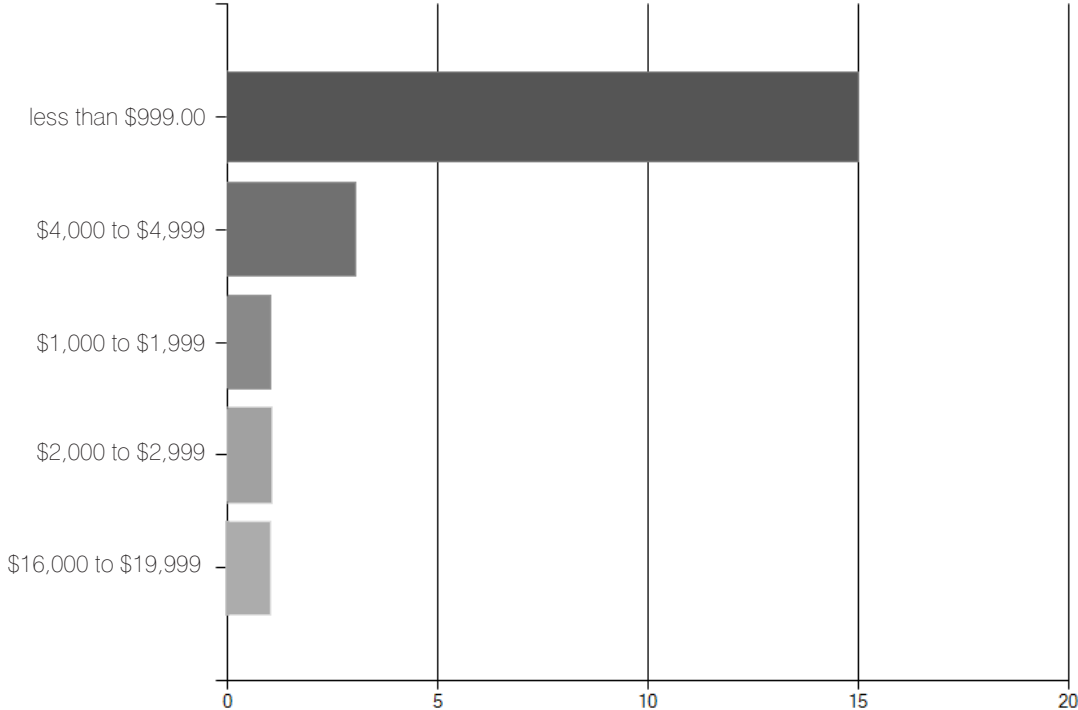
Salary

Freelance or Side work

Do you do 'freelance' or 'side work' in addition to Full or Part-time employment?



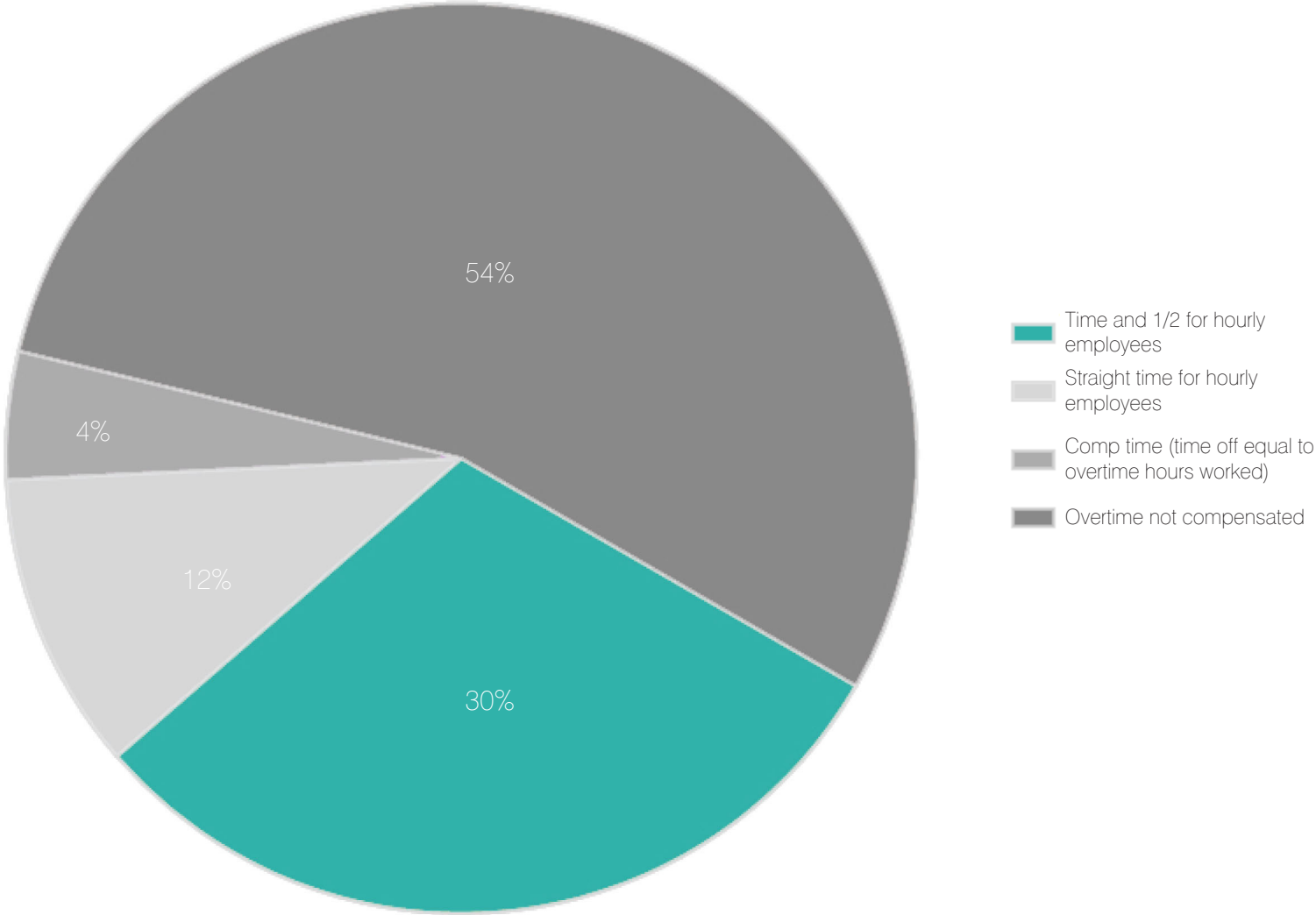
What is your annual income generated by 'side' or 'freelance' work only?



Salary

Overtime

How does your firm compensate employees for overtime work?



Salary

Salary by Title

Title	Number	Median	Mean	Minimum	Maximum
Architect Junior	10	\$42,500	\$39,200	\$20,000 to \$29,999	\$50,000
Architectural Designer	7	\$45,000	\$44,000	\$39,000	\$47,000
Designer	13	\$44,000	\$43,800	\$20,000 to \$29,999	\$50,000
Intern	10	\$32,500	\$31,800	less than \$19,999	\$54,000

Salary

Salary by Degree

Degree	Number	Median	Mean	Minimum	Maximum
B Arch	42	\$43,000	\$39,400	less than \$19,999	\$60,000
M Arch	12	\$46,500	\$47,000	\$39,999	\$54,000

Terminology

You will note that we report salaries as a "median". A median is not the same as an "average" or a "mean". A mean may be pulled low or high by extreme data. Instead, median is the mid-point of all salaries reported. In other words, 1/2 the respondents earn less money, 1/2 earn more money than the median. We also report the minimum and maximum salaries so that you know the full range.

Salary

Salary by Location

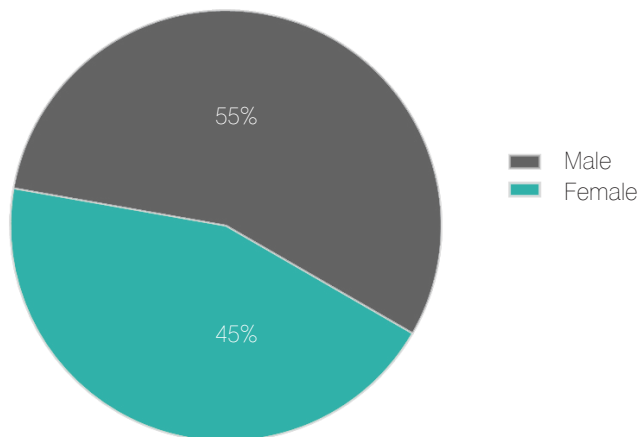
Location	Number	Median	Mean	Minimum	Maximum
New York State	9	\$39,000	\$39,000	\$35,000	\$46,000
New York City	21	\$45,000	\$40,165	less than \$19,999	\$50,000

Salary

Salary by Gender

Gender	Number	Median	Mean	Minimum	Maximum
Female	24	\$40,000	\$37,500	less than \$19,999	\$54,000
Male	31	\$45,000	\$44,000	\$20,000 to \$29,999	\$60,000

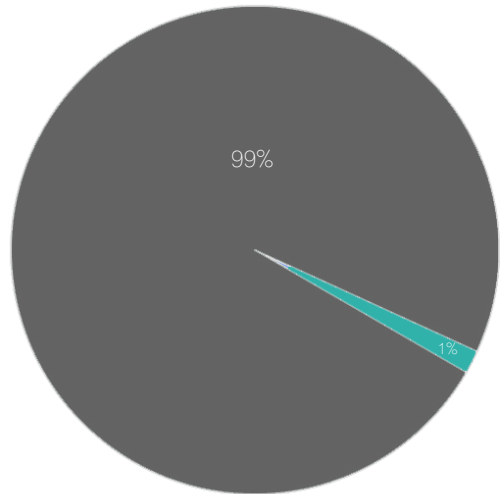
For the purpose of comparing salary to gender, please identify your gender.



Demographics

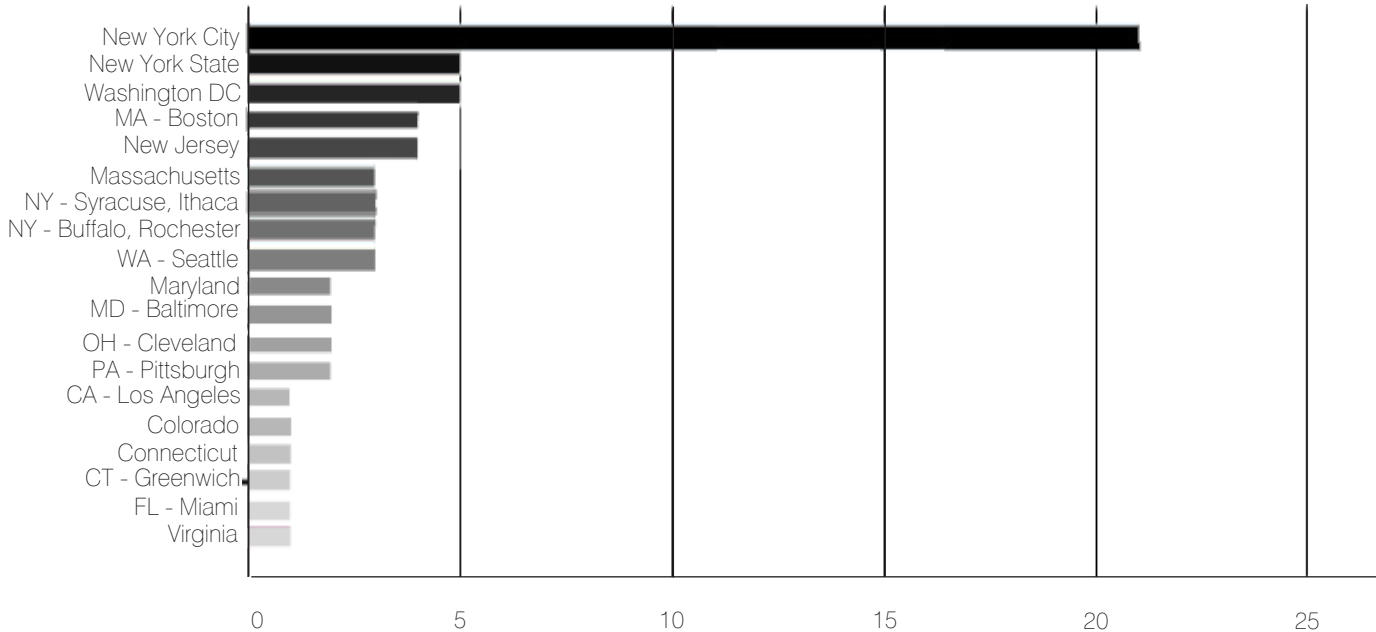
Location

Do you live in the USA, Puerto Rico, Guam, US Virgin Islands or The Northern Marianas?



■ Yes
■ No

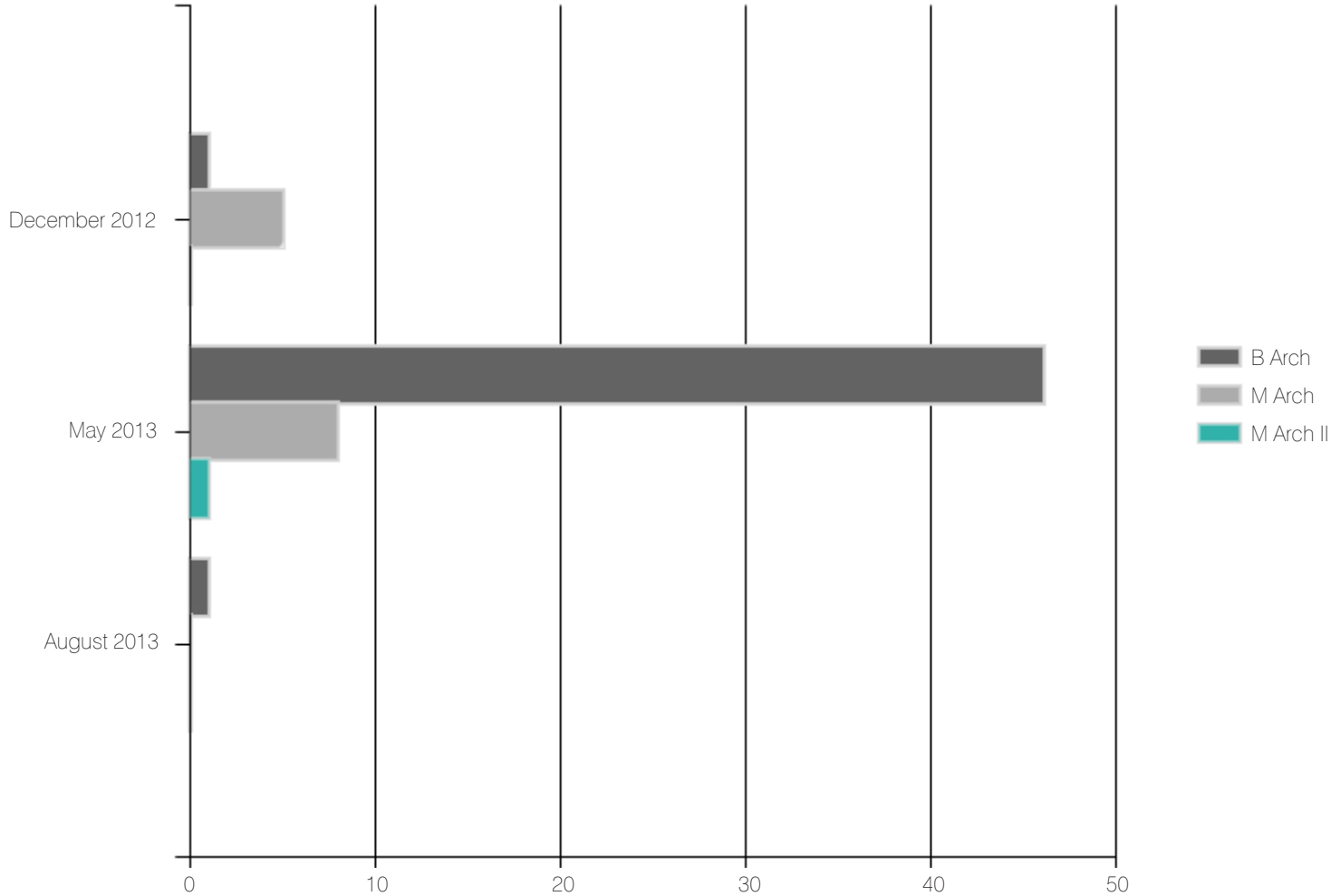
USA: In what Metropolitan Area, State or Territory is your firm located?



Demographics

Degree

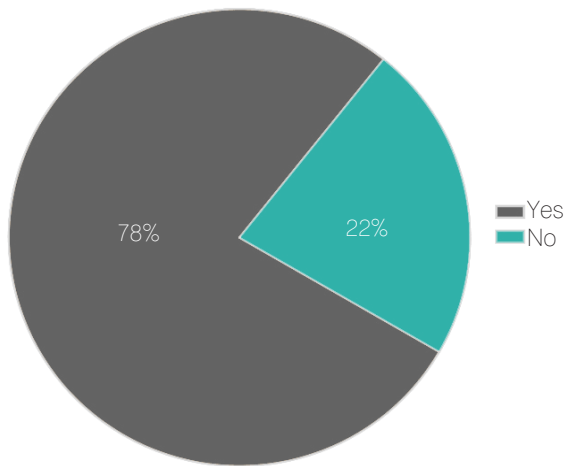
Please indicate the year and degree for each level of education completed at SU Architecture



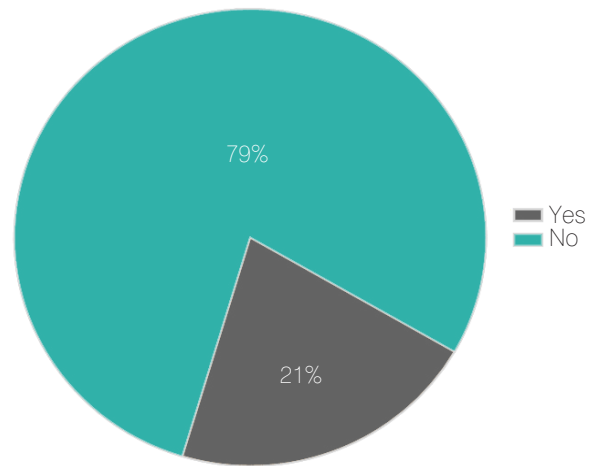
Demographics

Affiliations

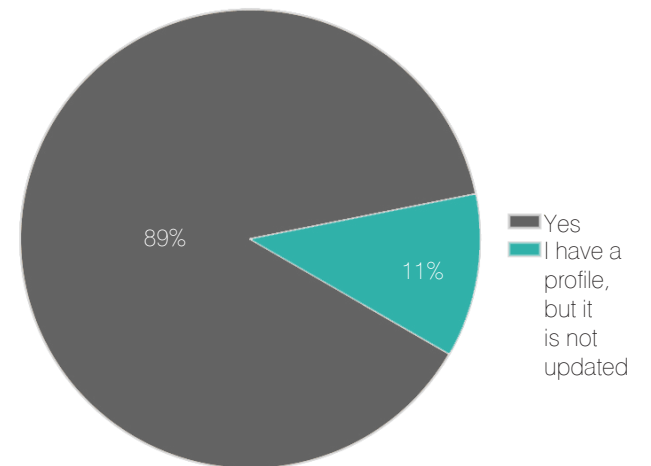
Are you enrolled in IDP ?



Are you a member (Full, Associate, Allied, or International) of the AIA?



Do you have an updated Profile on LinkedIn.com



* Other Affiliations: NASPA, Arch League of NY, USGBC, ASLA, BSA, LEED AP

Please send comments to Connie Caldwell at cbcaldwe@syr.edu
Thank You.