

The top of the slide features a decorative banner with a light green background and a pattern of dark blue geometric shapes, including triangles and lines. The text 'SYRACUSE ARCHITECTURE' is written in a bold, dark blue, sans-serif font on the left side of the banner. The URL 'soa.syr.edu' is written in a smaller, dark blue, sans-serif font on the right side of the banner.

**SYRACUSE  
ARCHITECTURE**

soa.syr.edu

# **Salary Survey**

**Recent Graduates:**

**Class of 2015**

# **Syracuse Architecture**

Recent Graduates Salary Survey

Class of 2015

(Data Collected: Spring 2016)

Survey Conducted by Connie Caldwell, Director of Career Services

Report Produced by Mariel Mora Llorens, Class of 2016

**Syracuse University School of Architecture  
Recent Graduate Salary Survey Class of 2015**

**About this Report**

**Terminology**

You will note that we report salaries as a "median". A median is not the same as an "average" or a "mean." A mean may be pulled low or high by extreme data. Instead, median is the mid-point of all salaries reported. In other words, 1/2 the respondents earn less money, 1/2 earn more money.

**Sample Size**

Every survey has limitations in methodology, and the conclusions we draw must consider these.

Our sample includes only SU alumni/ae who have graduated December 2014, May 2015 or August 2015 so we will not claim that these numbers are true for the whole profession. We have 74 responses from a class of 132, BArch, MArch and MS. All data was collected through a web-based survey spring 2016.

**Confidentiality**

In order to protect confidentiality, we report information when three or more alumni/ae responded from the same location.

**Advice for using this report**

Find yourself in each of the many tables/reports in order to get the WHOLE picture. Just seeing the median and mean salary for your year is not enough info ---- pull out all of the numbers related to you to get balanced information. Without having details about responsibilities, degree, and overtime policy, it is not easy to answer the question: "What's the average salary for Boston?" This survey will allow you to compare your compensation in terms of several individual attributes.

**Accuracy**

You will note that, in some tables, the total percentages do not add up to 100%. This is a result of insufficient data rather than a reporting omission.

**Skipped Question**

The detailed summary will indicate the number of responders who skipped the question. Generally this means that the question was not relevant. For example: if the responder is unemployed, that person would skip questions about salary.

**Acknowledgements**

Many thanks to the School of Architecture for its continuing support of Career Services, and to students and alumni/ae who have been generous with feedback and suggestions. This project is not possible without the talent and time of student work-study employee Mariel Mora Llorens, Class of 2016. And none of this would be possible without the outstanding Syracuse Architecture alumni/ae who were willing to commit time to this survey.


**Questions?**

If you have any questions about the results or the methodology, please contact Connie Caldwell, director of career services, by e-mail at [cbcaldwe@syr.edu](mailto:cbcaldwe@syr.edu) or by phone at 315-443-4937.

***Your comments will improve the report for future surveys. Please be in touch!***

# Q1 What is your current employment status?

Answered: 74 Skipped: 0



0% 10% 20% 30% 40% 50% 60% 70% 80% 90% 100%

- I am employed, either full-time or part-time.
- I am currently searching for work, but unemployed.
- I am unemployed because I am a student earning an advanced degree.
- Other

Answer Choices	Responses	
I am employed, either full-time or part-time.	95%	70
I am currently searching for work, but unemployed.	3%	2
I am unemployed because I am a student earning an advanced degree.	1%	1
Other	1%	1
<b>Total</b>		<b>74</b>

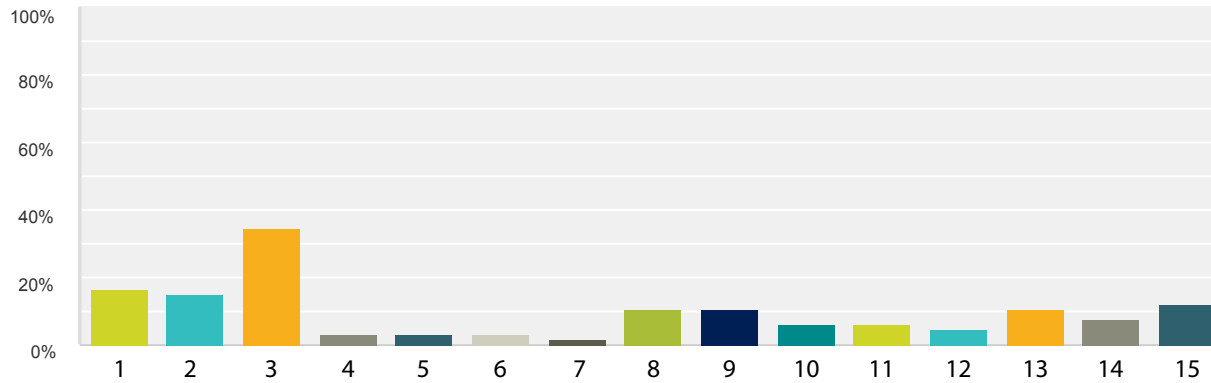
**Q2 If you are enrolled in graduate school or another education program, what is the name of the school and program?**

Answered: 3 Skipped: 71

#	Responses
1	MBA Goldey Beacom
2	MS Syracuse University

### Q3 If employed, how did you make a connection with the employer in order to gain the interview? Check ALL that apply.

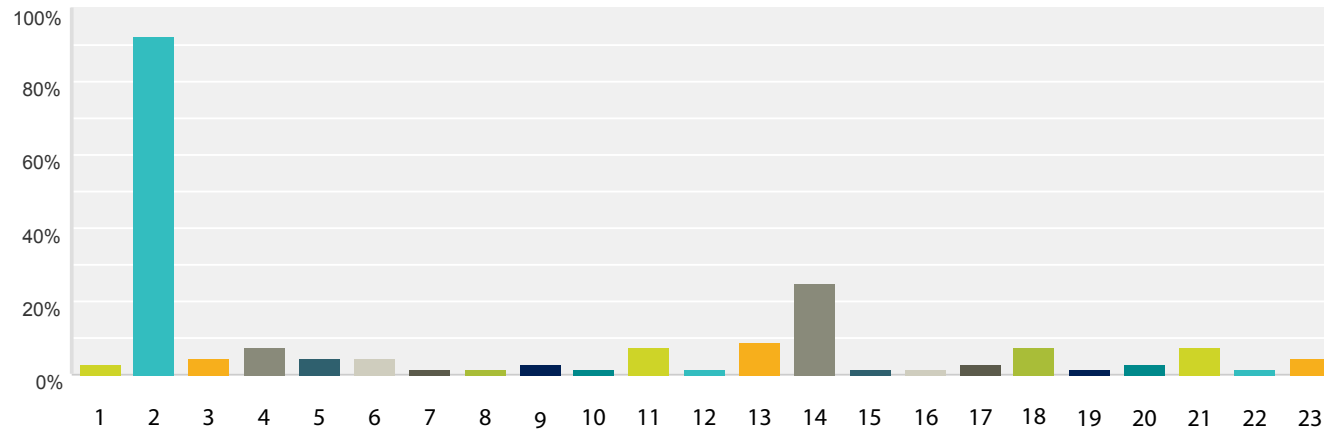
Answered: 67 Skipped: 7



Answer Choices	Responses
1 Worked for them during Break(s) or Summer(s)	16% 11
2 Job Posting via SU ARCH Career Services	15% 10
3 On Campus Interviews during Spring 2015	34% 23
4 Through an alum that I assisted during thesis in a previous year	3% 2
5 LinkedIn connection with alum	3% 2
6 LinkedIn connection with non-alum	3% 2
7 Through my Peer Advisor	1% 1
8 "Cold Call" to Architecture Office or Dropped Off Resume	10% 7
9 Family Friend	10% 7
10 Professor's Connection	6% 4
11 Online Job Posting: Archinect	6% 4
12 Online Job Posting: other site ~ please specify below	4% 3
13 AIA office contact or postings	10% 7
14 Colleague from a previous job/internship	7% 5
15 Other	12% 8

## Q4 In which of the following professional field(s) do you work?

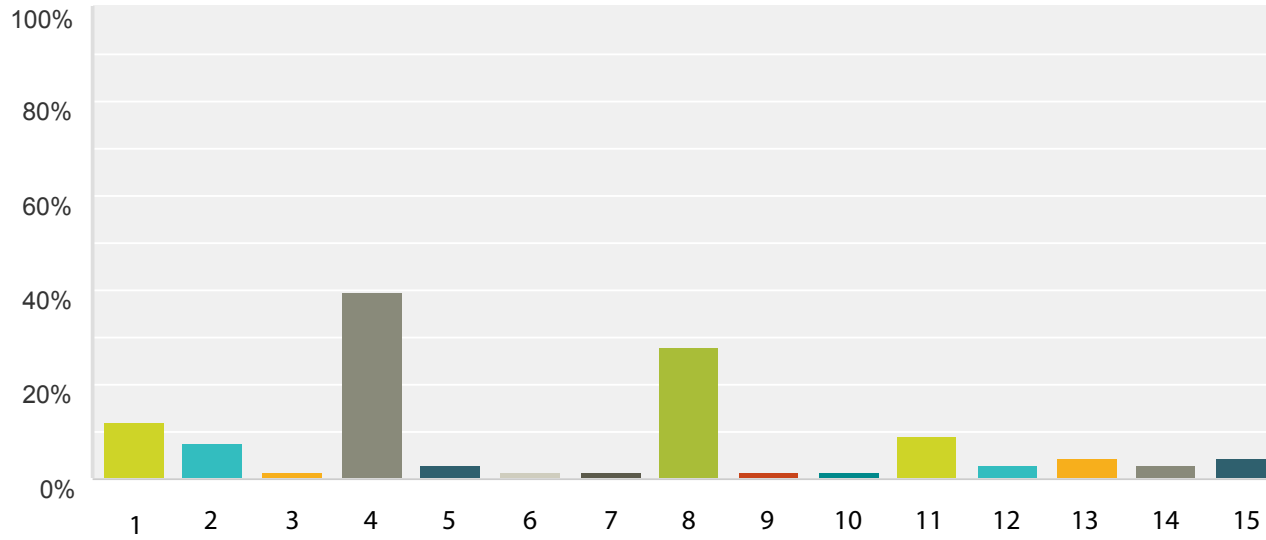
Check all that apply. Answered: 68 Skipped: 6



Answer Choices	Responses	Answer Choices	Responses
1 Academia	3% 2	12 Government	1% 1
2 Architecture	93% 63	13 Graphics	9% 6
3 Code Compliance, Specifications	4% 3	14 Interior Design	25% 17
4 Construction	7% 5	15 Lighting Design	1% 1
5 Construction Management	4% 3	16 Non-Profit	1% 1
6 Consulting	4% 3	17 Photography	3% 2
7 Datavisualization, Infographics	1% 1	18 Real Estate / Development	7% 5
8 Engineering	1% 1	19 Sculpture, Public Art	1% 1
9 Exhibit Design	3% 2	20 Start-Up, Entrepreneur	3% 2
10 Fashion Design	1% 1	21 Urban Design/ Planning	7% 5
11 Furniture / Product Design	7% 5	22 Writer/ Publisher	1% 1
		23 Other (please specify)	4% 3

## Q5 What is your title for the position that is your major source of income?

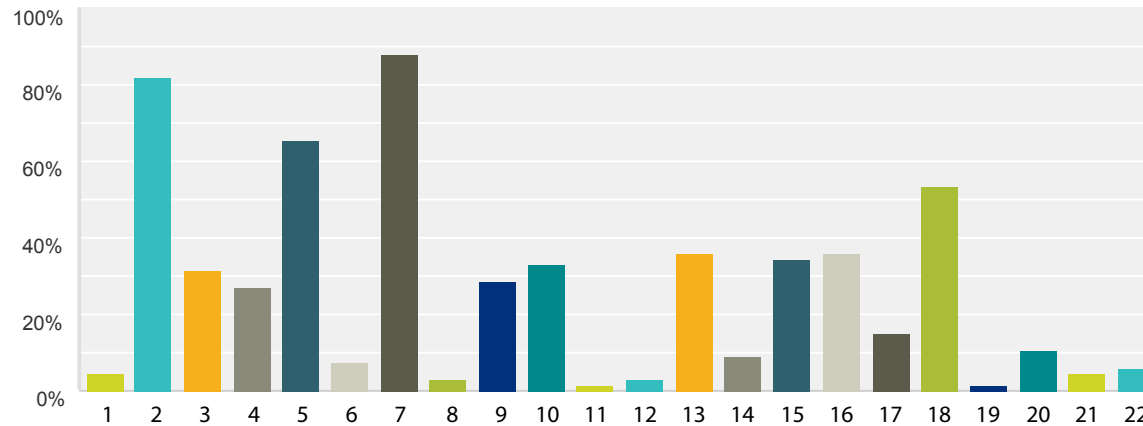
Answered: 68 Skipped: 6



Answer Choices	Responses	Answer Choices	Responses
1 Architect Junior	12% 8	9 Furniture/Product Designer	1% 1
2 Architect I	7% 5	10 Graphic Designer	1% 1
3 Architect II	1% 1	11 Intern	9% 6
4 Architectural Designer	40% 27	12 Job Captain	3% 2
5 CAD Operator, Draftsperson	3% 2	13 Project Architect	4% 3
6 Construction Administrator	1% 1	14 Project Manager	3% 2
7 Consultant	1% 1	15 Other (please specify)	4% 3
8 Designer	28% 19	<b>Total Respondents: 68</b>	



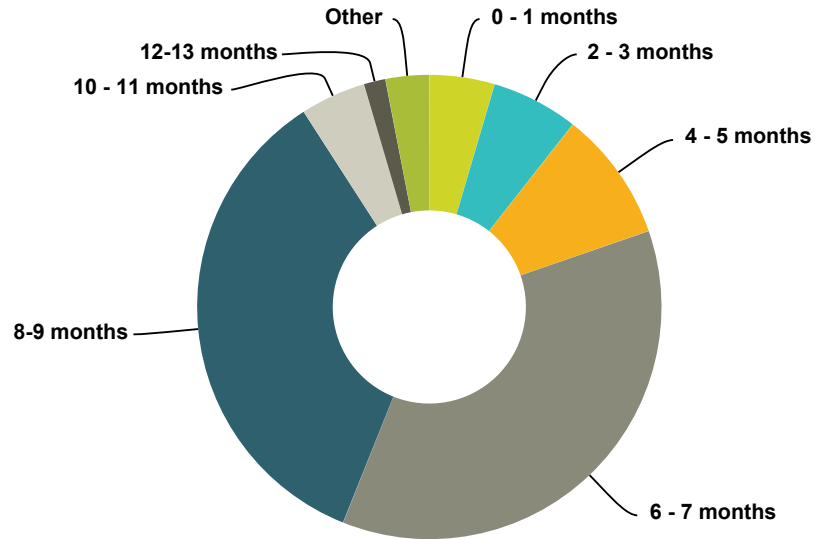
**Q6 Please identify your primary work responsibilities.**  
**Check all that apply.** Answered: 67 Skipped: 7



Answer Choices	Responses	Answer Choices	Responses
1 Business Management	4% 3	12 Marketing/Sales	3% 2
2 CAD, Drafting	82% 55	13 Model Building/Presentation	36% 24
3 Code Compliance/Specifications	31% 21	14 Office Management/ Administration	9% 6
4 Construction Administration	27% 18	15 Planning	34% 23
5 Construction Documents	66% 44	16 Programming	36% 24
6 Construction Management	7% 5	17 Project Management	15% 10
7 Design Development	88% 59	18 Schematics	54% 36
8 Engineering	3% 2	19 Teaching	1% 1
9 Field Work/Site Visits	28% 19	20 Technical Coordination	10% 7
10 Graphic Design	33% 22	21 Writing	4% 3
11 Land Acquisition	1% 1	22 Other	6% 4
<b>Total Respondents: 67</b>			

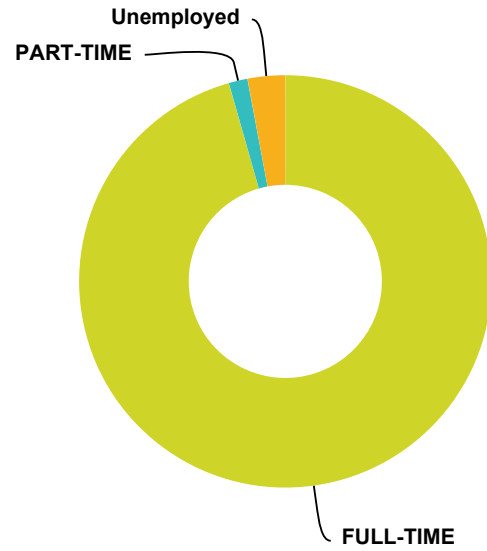
# Q7 How many months have you been employed permanently in your CURRENT position, not including hours worked before you graduated?

Answered: 66 Skipped: 8



Answer Choices: Months	Responses	
0 - 1	5%	3
2 - 3	6%	4
4 - 5	9%	6
6 - 7	36%	24
8 - 9	35%	23
10 - 11	5%	3
12 - 13	2%	1
Other	3%	2
<b>Total</b>		<b>66</b>

**Q8 Do you work FULL-TIME (30 or more hours) or PART-TIME (29 or less hours)** Answered: 68 Skipped: 6

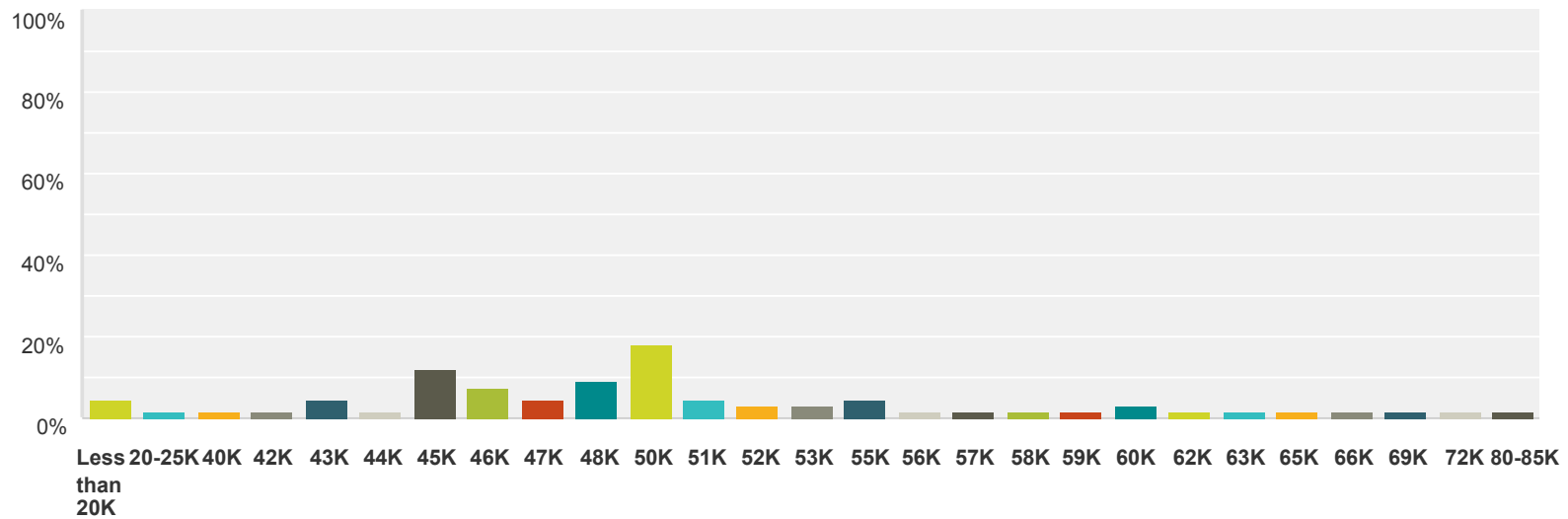


Answer Choices	Responses	
FULL-TIME	96%	65
PART-TIME	1%	1
Unemployed	3%	2
<b>Total</b>		<b>68</b>

**Q9 FULL TIME Please provide your GROSS annual salary, NOT including overtime and bonus/profit sharing. Round to nearest dollar (+/- \$500.00).**

**All numbers reported as thousands.**

Answered: 67 Skipped: 7



Answer Choices	Responses	Answer Choices	Responses	Answer Choices	Responses
Less than \$19,999	4% 3	50,000	18% 12	62,000	1% 1
\$20,000 to \$29,999	1% 1	51,000	4% 3	63,000	1% 1
40,000	1% 1	52,000	3% 2	65,000	1% 1
42,000	1% 1	53,000	3% 2	66,000	1% 1
43,000	4% 3	55,000	4% 3	69,000	1% 1
44,000	1% 1	56,000	1% 1	72,000	1% 1
45,000	12% 8	57,000	1% 1	80,000 - 84,999	1% 1
46,000	7% 5	58,000	1% 1	<b>Total</b>	<b>67</b>
47,000	4% 3	59,000	1% 1		
48,000	9% 6	60,000	3% 2		

**Q9 FULL TIME Please provide your GROSS annual salary, NOT including overtime and bonus/profit sharing. Round to nearest dollar (+/- \$100.00).**

Salary By Location	Mean	Median
MA, Boston	\$49,400	\$50,000
New York City	\$49,800	\$50,000
NY, Syracuse	\$47,500	\$46,000

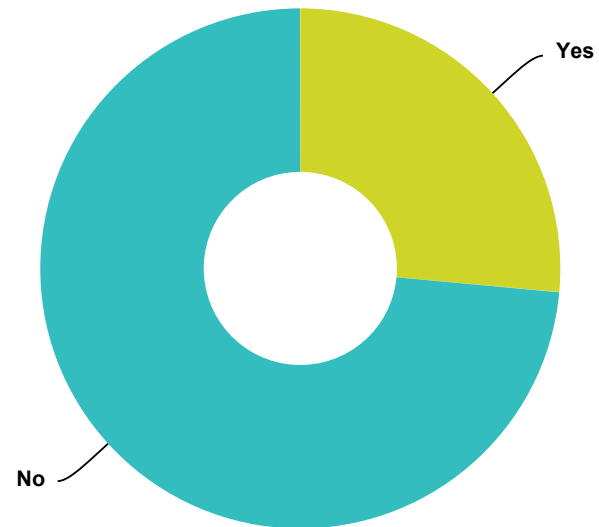
Salary By Region: U.S.A	Mean	Median
West	\$55,700	\$57,000
Midwest	\$49,100	\$47,000
East	\$49,000	\$49,000

Salary By Gender	Mean	Median
Female	\$48,700	\$49,000
Male	\$49,000	\$50,000

Salary By Degree	Mean	Median
B. Arch	\$47,700	\$50,000
M. Arch	\$55,100	\$52,000

### Q10 Do you do 'freelance' or 'side work' IN ADDITION to Full or Part-time employment?

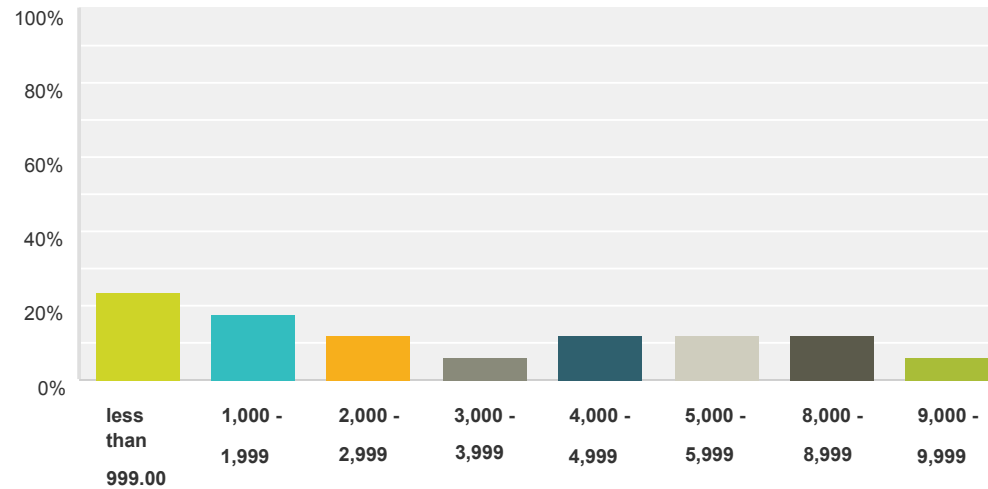
Answered: 68 Skipped: 6



Answer Choices	Responses	
Yes	26%	18
No	74%	50
<b>Total</b>		<b>68</b>

## Q11 What is your annual income generated by 'freelance' or 'side work' ONLY?

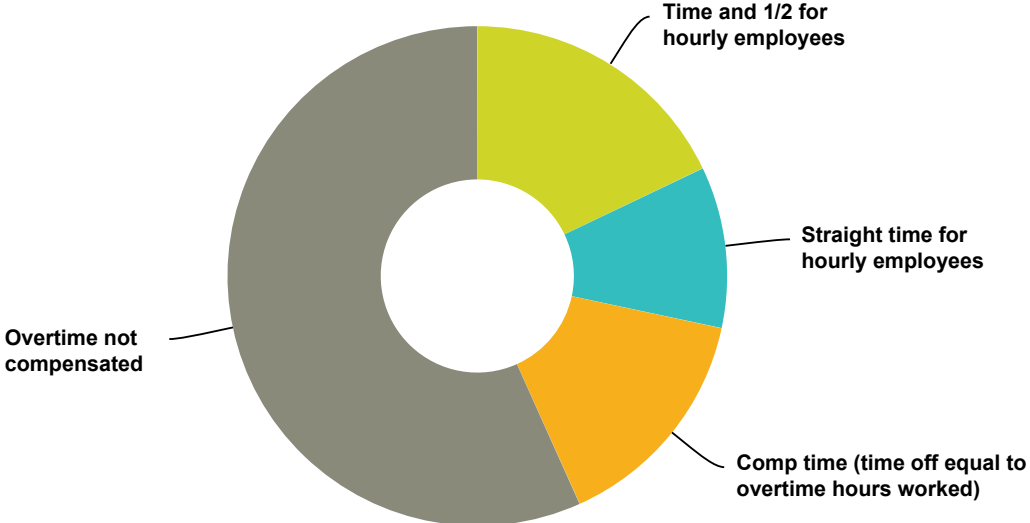
Answered: 17 Skipped: 57



Answer Choices	Responses
less than 999.00	24% 4
1,000 - 1,999	18% 3
2,000 - 2,999	12% 2
3,000 - 3,999	6% 1
4,000 - 4,999	12% 2
5,000 - 5,999	12% 2
8,000 - 8,999	12% 2
9,000 - 9,999	6% 1
<b>Total</b>	<b>17</b>

# Q12 How does your firm compensate employees for overtime work?

Answered: 67 Skipped: 7

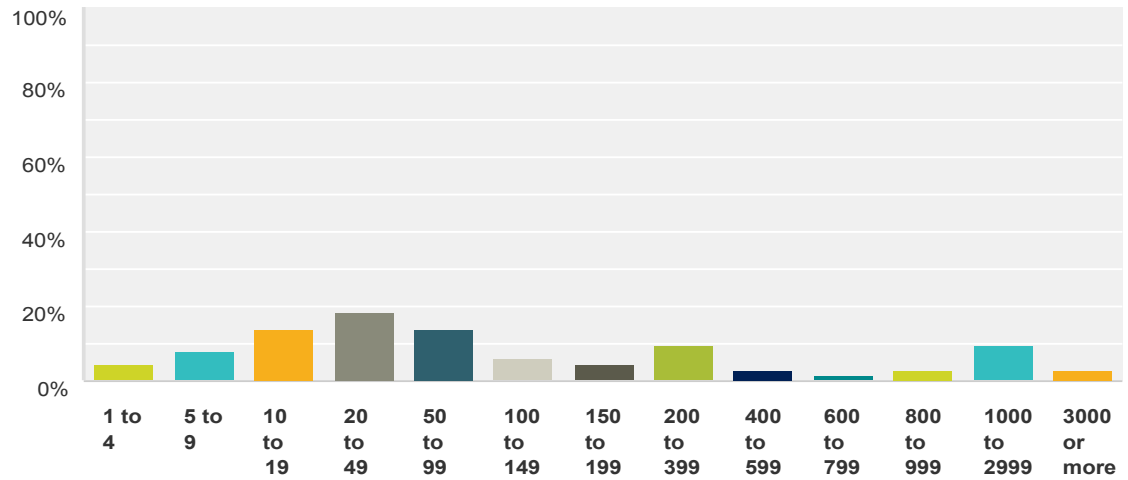


Answer Choices	Responses	
Time and 1/2 for hourly employees	18%	12
Straight time for hourly employees	10%	7
Comp time (time off equal to overtime hours worked)	15%	10
Overtime not compensated	57%	38
<b>Total</b>		<b>67</b>



# Q13 What is the total number of employees in your firm, including all offices?

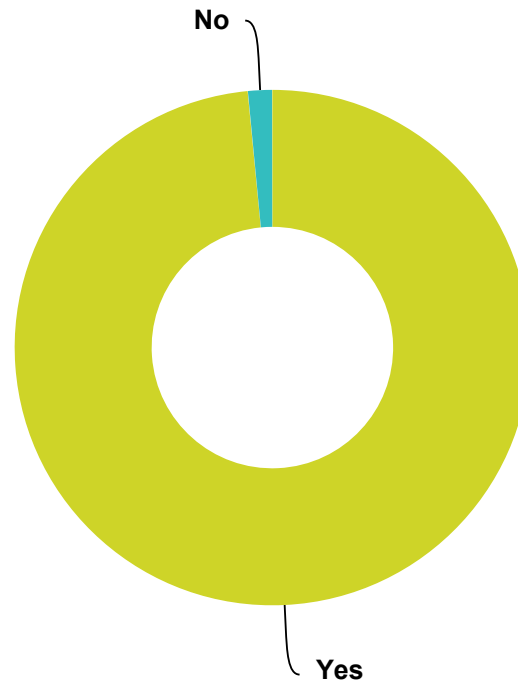
Answered: 64 Skipped: 10



Answer Choices	Responses	
1 to 4	5%	3
5 to 9	8%	5
10 to 19	14%	9
20 to 49	19%	12
50 to 99	14%	9
100 to 149	6%	4
150 to 199	5%	3
200 to 399	9%	6
400 to 599	3%	2
600 to 799	2%	1
800 to 999	3%	2
1000 to 2999	9%	6
3000 or more	3%	2
<b>Total</b>		<b>64</b>

# Q14 Do you live in the USA ?

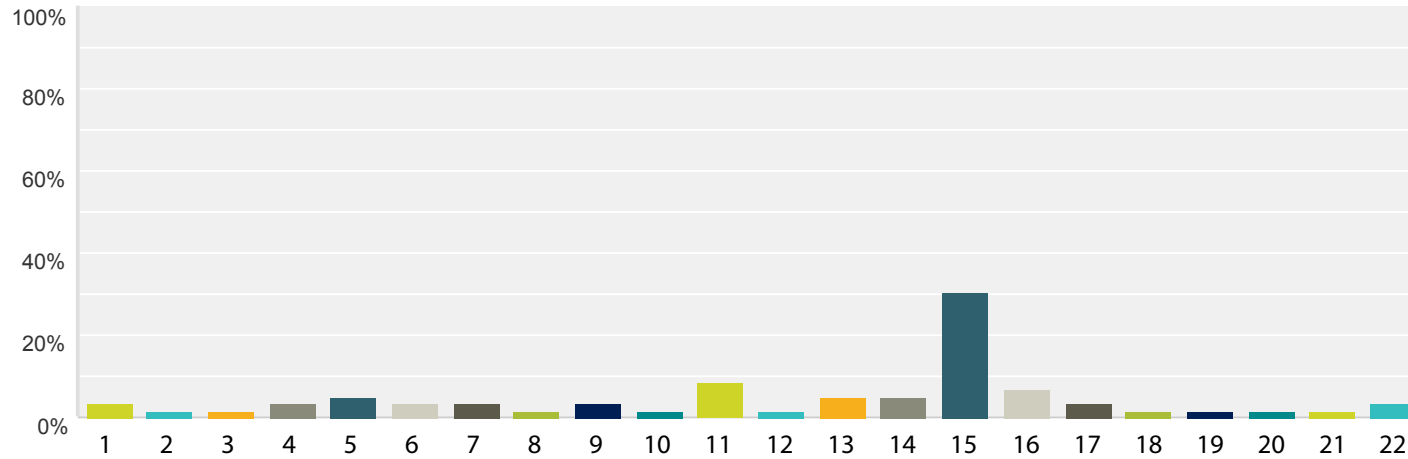
Answered: 66 Skipped: 8



Answer Choices	Responses	
Yes	98%	65
No	2%	1
<b>Total</b>		<b>66</b>

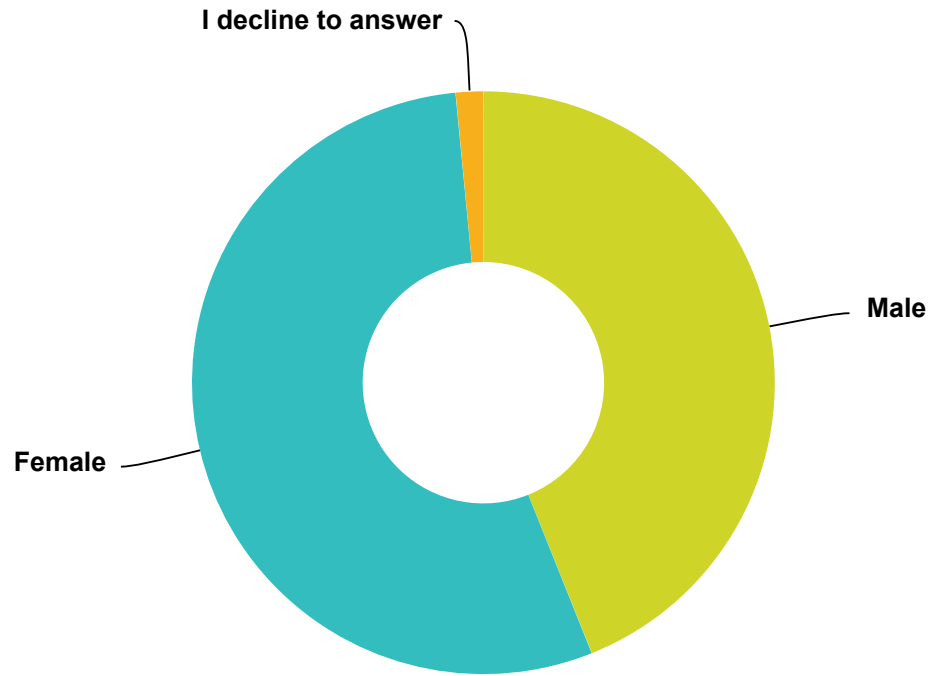
# Q15 USA: In what Metropolitan Area, State or Territory is your firm located?

Answered: 59 Skipped: 15



Answer Choices	Responses			
1 CA - Los Angeles, San Diego	3%	2	12 MO - Kansas City / St. Louis	2%
2 CA - San Francisco	2%	1	13 New Jersey	5%
3 Connecticut - other	2%	1	14 New York - other	5%
4 CT - Greenwich	3%	2	15 NY - New York City	31%
5 DC, Washington	5%	3	16 NY - Syracuse, Ithaca	7%
6 Illinois - other	3%	2	17 NY - Long Island	3%
7 Illinois - Chicago	3%	2	18 North Carolina	2%
8 Maine	2%	1	19 OH - Cleveland	2%
9 MD - Baltimore	3%	2	20 PA - Philadelphia	2%
10 Massachusetts - other	2%	1	21 PA - Pittsburgh	2%
11 MA - Boston	8%	5	22 TX - Dallas, Houston	3%
			<b>Total</b>	<b>59</b>

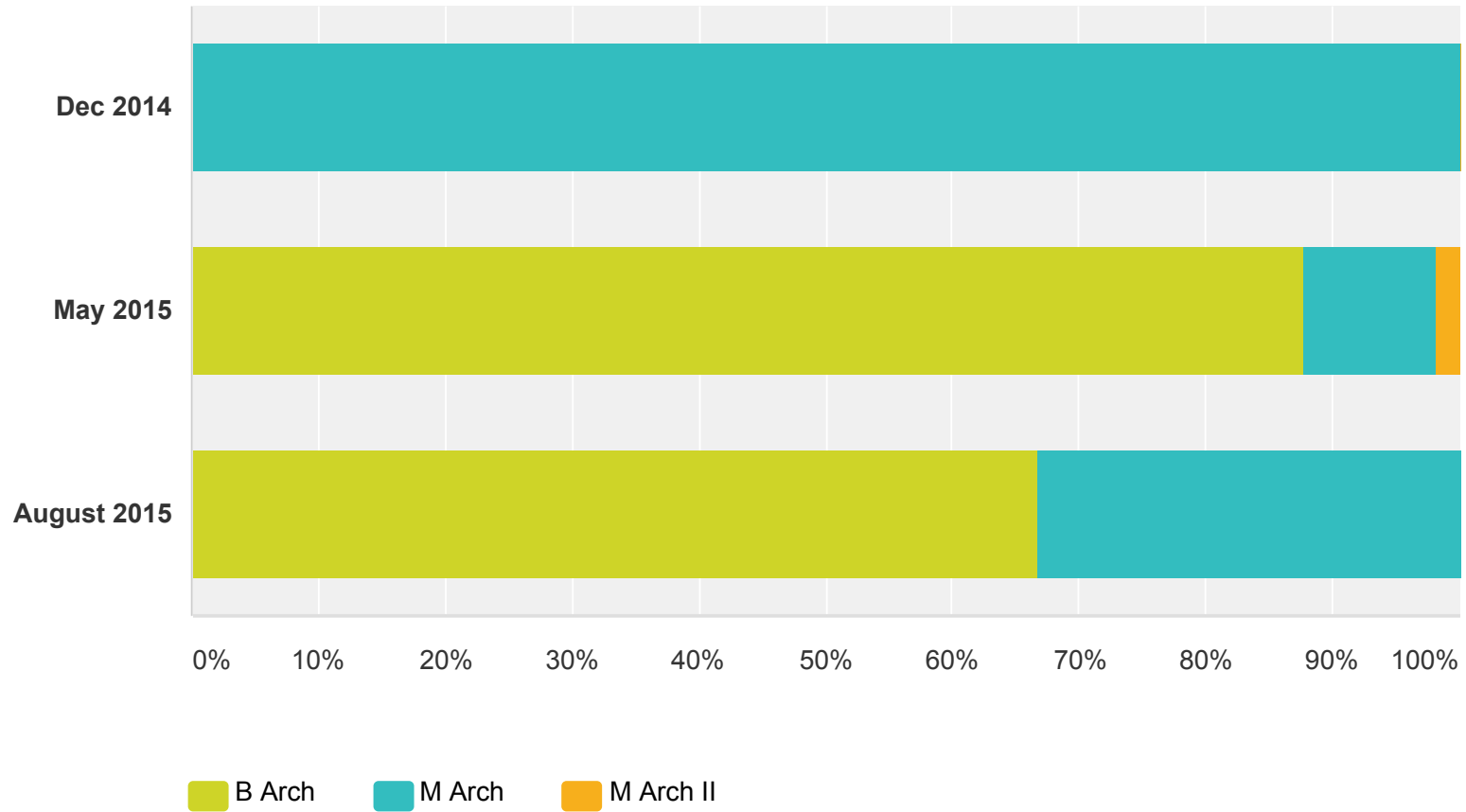
**Q16 For the purpose of correlating salary to gender, please identify your gender.** Answered: 66 Skipped: 8



Answer Choices	Responses	
Male	44%	29
Female	55%	36
I decline to answer	2%	1
<b>Total</b>		<b>66</b>

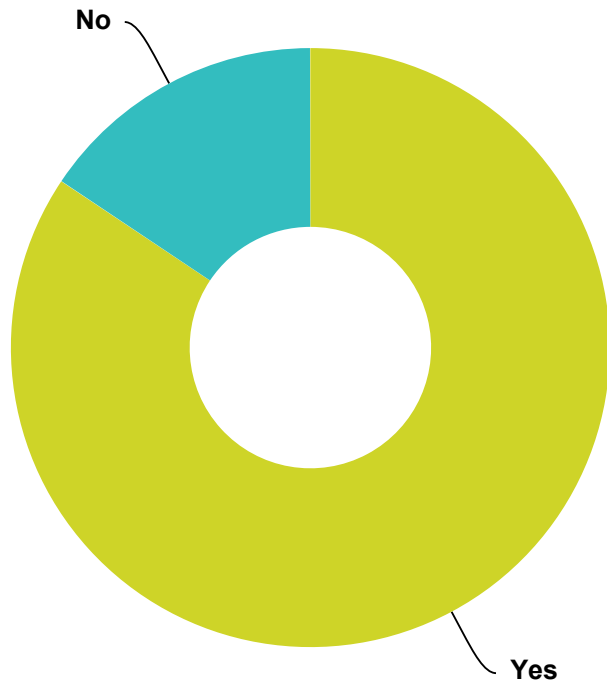
# Q17 Please indicate the year and degree for each level of education completed at Syracuse Architecture.

Answered: 64 Skipped: 10



# Q18 Are you enrolled in IDP?

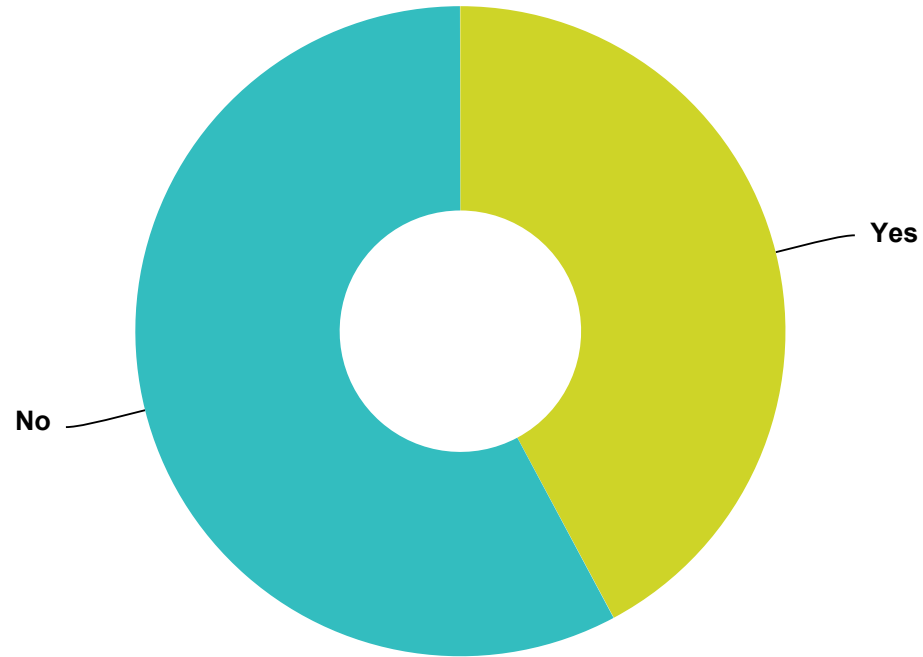
Answered: 64 Skipped: 10



Answer Choices	Responses	
Yes	84%	54
No	16%	10
<b>Total</b>		<b>64</b>

### Q19 Are you a member of the AIA? (Full, Associate, Allied, or International)

Answered: 64 Skipped: 10



Answer Choices	Responses	
Yes	42%	27
No	58%	37
<b>Total</b>		<b>64</b>

## Q20 Are you a member of any other Professional Associations?

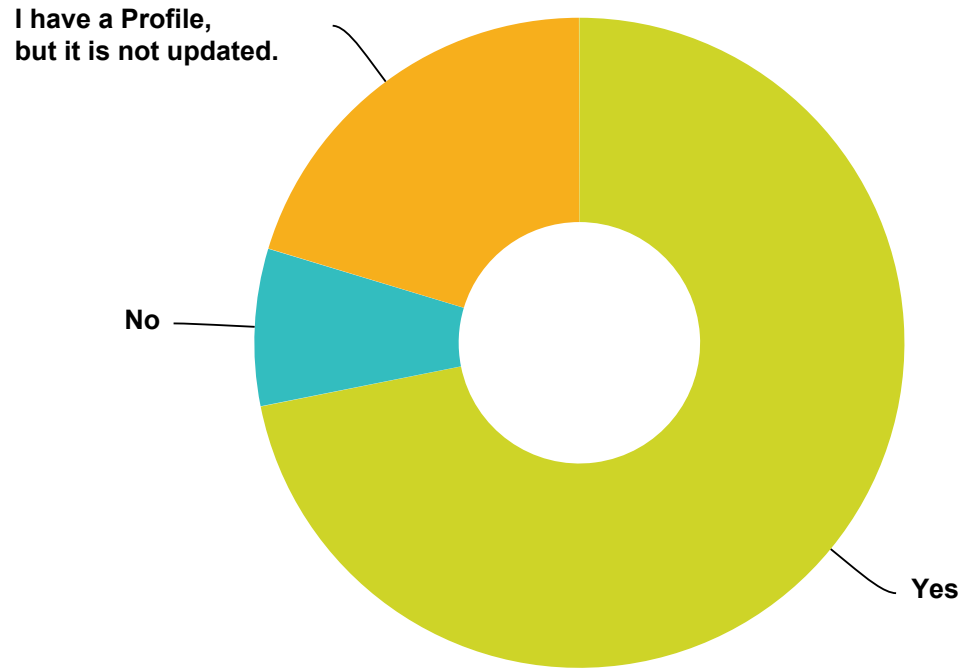
Answered: 8 Skipped: 66

#	Responses
1	APA
2	ULI
3	IIDA USBGC
4	IIDA
5	NAIOP, ULI
6	USGBC, YAF
7	NOMA
8	GBCI- LEED Green Assoc.



# Q21 Do you have an updated Profile on LinkedIn.com?

Answered: 64 Skipped: 10



Answer Choices	Responses	
Yes	72%	46
No	8%	5
I have a Profile, but it is not updated.	20%	13
<b>Total</b>		<b>64</b>